




Whova 壁報發表操作指南



壁報發表資料登錄

海報發表

- 01 您將會收到一封來自主辦方的e-mail，請依據e-mail內的步驟，上傳您的海報。

Engage! 2021

Dear

Thanks for presenting your Poster at Engage! 2021. I'm reaching out to remind you to upload your Poster information to attract interest and feedback from the audience.

Please use this link to set up your Poster profile:

https://whova.com/xems/engage/artifact/engag_202105/34138/?code=7e19d4fe76d0294edc8787d28c471cd8

EDIT POSTER INFO




請點擊

Here are a few recommendations:

- Upload a cover photo for your Poster (recommended dimensions: 1000px by 600px)
- Upload a demo video of your Poster

海報發表

02 點擊網址後您將會進入此頁面，可以在此修改您的摘要內容。



Engage! 2021


Please manage your information here

按此修改摘要內容

Poster Information

Description / Abstract *

Number



海報發表


03 往下拉後，請點擊Click to add an image，並開始上傳封面照片。

注意：該封面照片並非海報！請勿直接上傳海報。封面照上僅需有發表編號、篇名與作者資訊即可。

Photos

Cover Photo *

Click to add an image



按此上傳封面照片

Recommended image dimensions: 800px x 450px (Max 1000px x 1000px)



Can be used to highlight this Poster

海報發表

04 往下拉後，看到該頁面，請點擊PDFs底下的上傳文件按鈕，並開始上傳海報。

Poster Presentation

Live Presentation

Add Live Presentation

Recorded Video

Add Recorded Video

PDFs

Upload Document

← 按此上傳海報 (PDF檔案，內容應包含研究目的、研究方法、研究結果及討論)

Maximum 2 handouts with 10 MB file size limit

海報發表

- 05 看到該頁面後，可以點擊+Add Presenter 新增其他發表者的e-mail跟姓名，並一起共同管理海報。

Primary Contact

Additional Presenters

You can invite additional presenters who will help manage the Poster.

Note: Additional presenters must be on the attendee list in order to be invited. If you encounter any problems with inviting, please contact the organizer directly.

 + Add Presenter



按此新增其他發表者

海報發表

06 最後，請勾選該選項，同意Whova的隱私政策，並點擊Submit，即可成功上傳。

☐ By selecting this box, you agree to Whova's [Terms of Use](#) and [Privacy Policy](#). You agree and acknowledge that Whova is entitled to modify, improve or discontinue any of its services at its sole discretion and without notice to you even if it may result in you being prevented from accessing any information contained in it.

勾選該選項

按此成功上傳



FAQ 常見問答

FAQ常見問答

Q1. 無法以發表者的身分進入會議室？

請確保您使用的是發表者專用網址，而不是參與者專用網址

如果需要密碼，請聯繫主辦方，要求重新發送連結給您或移除密碼

Q2. 您的網路連線有問題(無法連線或有延遲)

請和主辦方聯繫，要求播放您預先錄製好的影片

Q3. 無法分享螢幕畫面或影片

請和主辦方聯繫，確保是否正確設定權限

Q4. 鏡頭無法正常使用

請和主辦方聯繫，確認是否能夠在發表的過程中不使用鏡頭。如果可以，您可以利用聲音和簡報

繼續進行發表。如果不行，請聯繫主辦方，要求播放您預先錄製好的影片

Q5. 聲音無法正常播放


請和主辦方聯繫，要求播放您預先錄製好的影片



Whova 平台操作指南




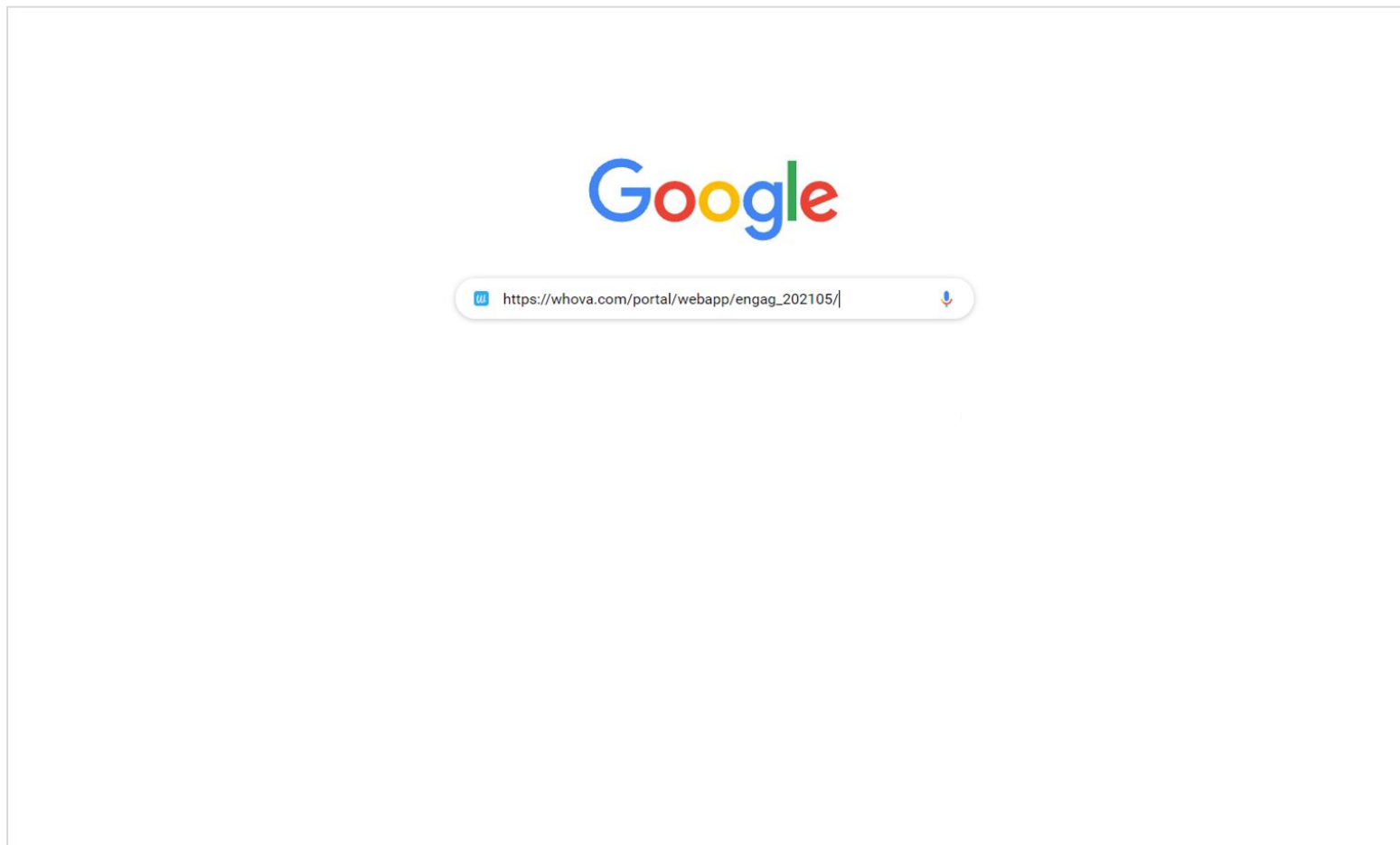
收到大會信件後可由網頁或手機兩種裝置點開Engage!2021網站
以下將會分別進行操作說明



桌面裝置 操作指南

桌面裝置 - 電腦網頁版

01 請用  oogle chrome 瀏覽器進入Engage!2021網站：https://whova.com/portal/webapp/engag_202105/



桌面裝置 - 電腦網頁版

02 開啟網站後您將會進入此頁面。若無帳號，請按右下方的「Sign up here」進行帳號註冊

WhoVa

Engage! 2021

CONFERENCE 1

The Memory of a Community: Restoration and

Save the Date!
November 13

Sign in using your WhoVa account

Email

Password

[Forgot your password?](#)

[Sign in](#)

Don't have an account? [Sign up here](#)

WhoVa Virtual Conference Platform

按此註冊

桌面裝置 - 電腦網頁版

03 請依上方內容填上您的註冊資訊

⚠ 注意：所填寫的Email必須為收到大會通知信之信箱

The image shows a registration page for 'Engage! 2021' on a desktop. The background features the 'Engage! 2021' logo in large, colorful letters, with 'Whova' in the top left and 'CONFERENCE' and 'The Memory Skills of a Community: Restoration and...' below it. A date banner says 'November 13, 2021'. A white sign-up form is overlaid on the right side. The form has the title 'Sign up today' and fields for 'First Name', 'Last Name', 'Email', 'Password', and 'Confirm password'. A blue 'Sign up' button is at the bottom of the form. Below the button is a link: 'Already have an account? Sign in here'. At the very bottom of the page, there are links for 'Whova Virtual Conference Platform', 'Check out instructions on how to join my event', and 'Watch sign up tutorial video'. A yellow arrow points from the 'Email' field to the warning text above it.

Whova

Engage! 2021

CONFERENCE 1

The Memory Skills of a Community: Restoration and...

November 13, 2021

Sign up today

First Name

Last Name

Email

Password

Confirm password

[Sign up](#)

[Already have an account? Sign in here](#)

Whova Virtual Conference Platform

[Check out instructions on how to join my event](#)

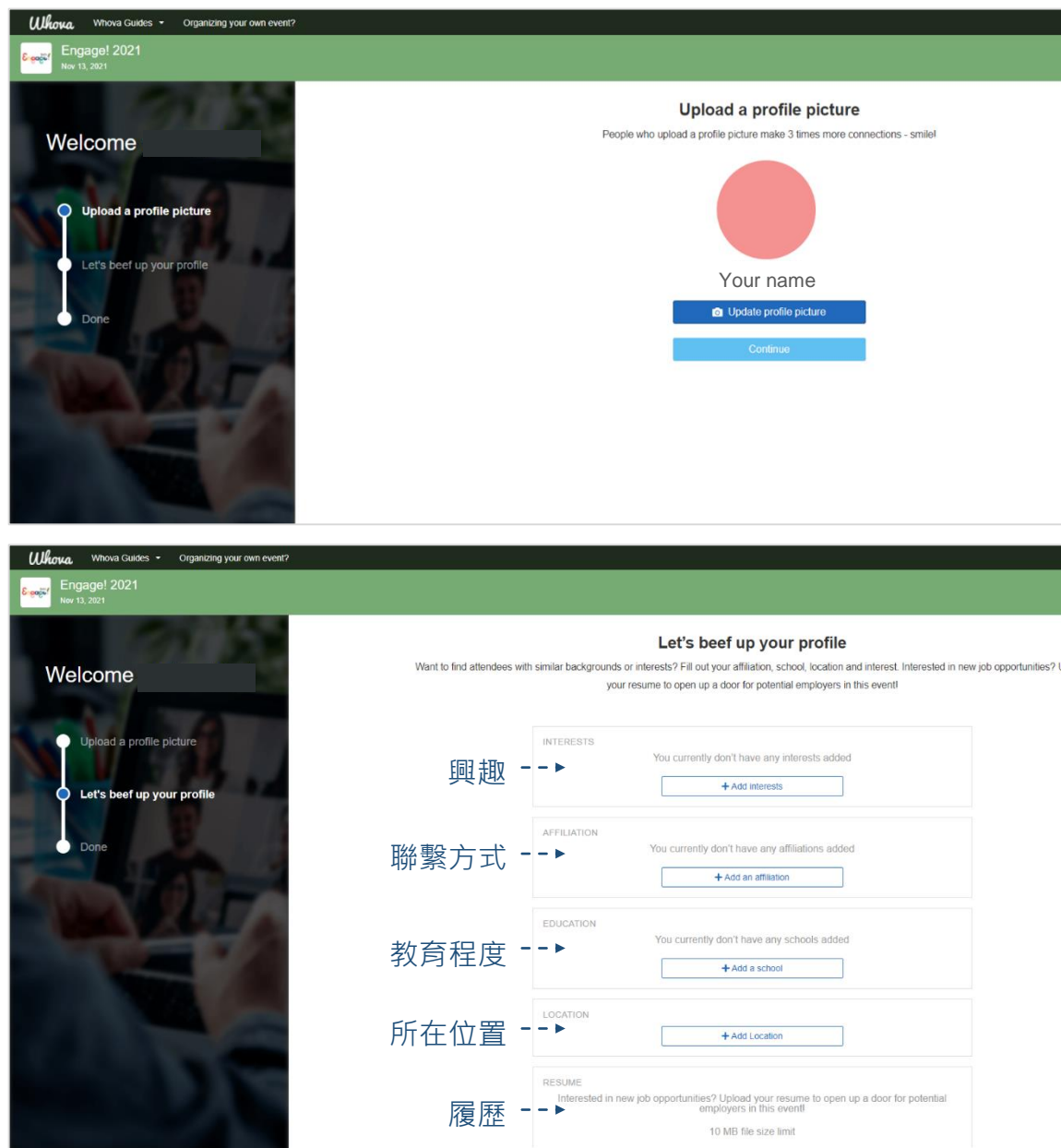
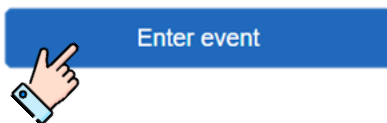
[Watch sign up tutorial video](#)

桌面裝置 - 電腦網頁版

04 跟隨網站指示填入您的基本資料
(非必填，但建議填寫)

1. 上傳您的大頭貼照片
2. 設置您的個人簡歷
3. 完成

完成後請按下一頁的「Enter event」



Whova Whova Guides Organizing your own event?

Engage! 2021 Nov 13, 2021

Welcome

Upload a profile picture

Let's beef up your profile

Done

Upload a profile picture

People who upload a profile picture make 3 times more connections - smile!

Your name

Update profile picture

Continue

Whova Whova Guides Organizing your own event?

Engage! 2021 Nov 13, 2021

Welcome

Upload a profile picture

Let's beef up your profile

Done

Let's beef up your profile

Want to find attendees with similar backgrounds or interests? Fill out your affiliation, school, location and interest. Interested in new job opportunities? Upload your resume to open up a door for potential employers in this event!

INTERESTS

You currently don't have any interests added

+ Add interests

AFFILIATION

You currently don't have any affiliations added

+ Add an affiliation

EDUCATION

You currently don't have any schools added

+ Add a school

LOCATION

+ Add Location

RESUME

Interested in new job opportunities? Upload your resume to open up a door for potential employers in this event!

10 MB file size limit

興趣

聯繫方式

教育程度

所在位置

履歷

桌面裝置 - 電腦網頁版

05 最後，您將會進入本研討會頁面！

首頁 -->

議程 -->

參與者 -->

社群 -->

訊息 -->

照片 -->

Whova

Whova Guides

Organizing your own event?

Engage! 2021

Nov 13, 2021

Home

Agenda

Sessions

Speakers

Posters

Attendees

Community

Messages

Photos

Leaderboard

Resources

NSYSU Social Engagement Center & Global Association of Chinese Creativity presents

2021

Save the Date!

November 13, 2021

CONFERENCE THEME

The Memories and Skills of a Community: Restoration and Innovation

城市的記憶與技藝：復興與創新

The world is shifting an incredible speed; numerous issues arise from the changing world, urgently needing attention, from the global issues such as environmental change, technological development, political situations, to regional issues such as industrial/commercial transformation, and population migration.

Though the higher education institutes mostly work and research independently, it is undeniable that the institute is still physically located within a region. Similarly, pedagogy and research does not stand alone from the social and cultural context in which the institute is physically situated. In recent years, there are numerous calls to research and action highlighting the responsibility of universities in acknowledging the wisdom and

The theme of the Engage!2021 conference is "The Memories and Skills of a Community: Restoration and Innovation," we hope to provide a platform for discussion on how university can creatively collaborate with the community, recall regional memories, and preserve local skills and culture.

世界正以超乎想像的速度轉變，從全球性的環境變遷、科技發展、政治局勢，到地區性的產業轉型、人口遷徙甚至進入個人家庭的高齡長照等，皆是需要關注的議題。聯合國於2015年正式提出永續發展目標（Sustainable Development Goals, SDGs），針對當前全球面臨的問題，規劃17項對應發展目標及169項追蹤指標，期望在2030年能夠透過各國力量共同消弭這些問題。大學同時作為教育機構與城市智庫，兼具人才培育和知識落實的重要責任。在促進永續發展的目標下，大學的目標不僅是追求高深的學術研究；將知識落實於常民生活為社會所用，培育兼具專業學識及社會關懷的人才，結合學術知識提供有效建議、解決問題促進社會福祉，亦為高等教育責無旁貸的責任。

Feedback to Whova

About Whova

Activity Feed

Whova會議平台使用及註冊 12 min ago

View announcement

Start connecting with other attendees!

Introduce yourself

Share a photo

Spark interesting conversations with others!

Create discussion

Suggest a meet-up

Welcome message from the organizer

Welcome to Engage! 2021. You can use this app to see the agenda, see where all the sessions are located, as well as connect with other attendees. 歡迎加入Engage!2021

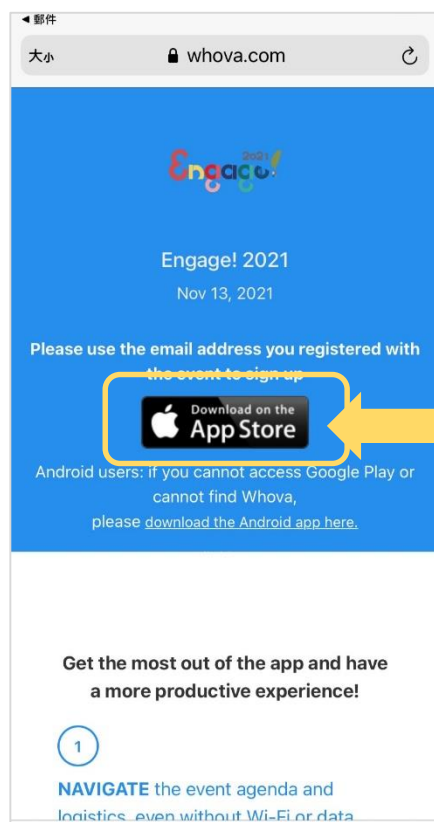


行動裝置 操作指南

行動裝置 - 手機App版

01 取得「Whova」的手機應用程式

方法一：點選郵件中的網址進入以下頁面下載應用程式



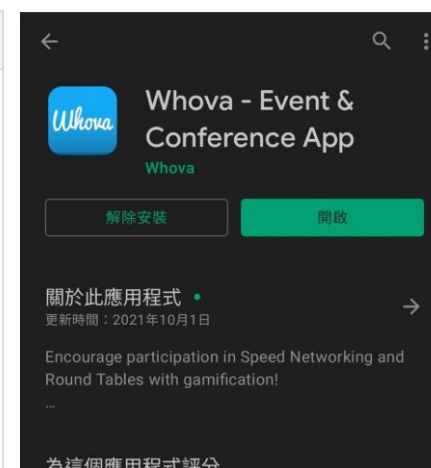
按此前往
App Store下載

方法二：點選郵件中的網址進入以下頁面下載應用程式

- iOS系統→請至App Store搜尋「Whova」
- Android系統→請至Play商店進行下載



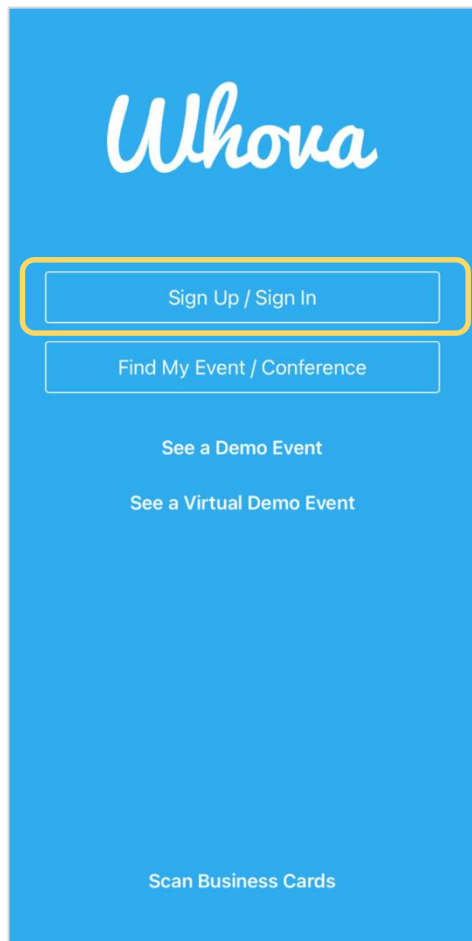
iOS系統(iPhone、iPad)



Android系統

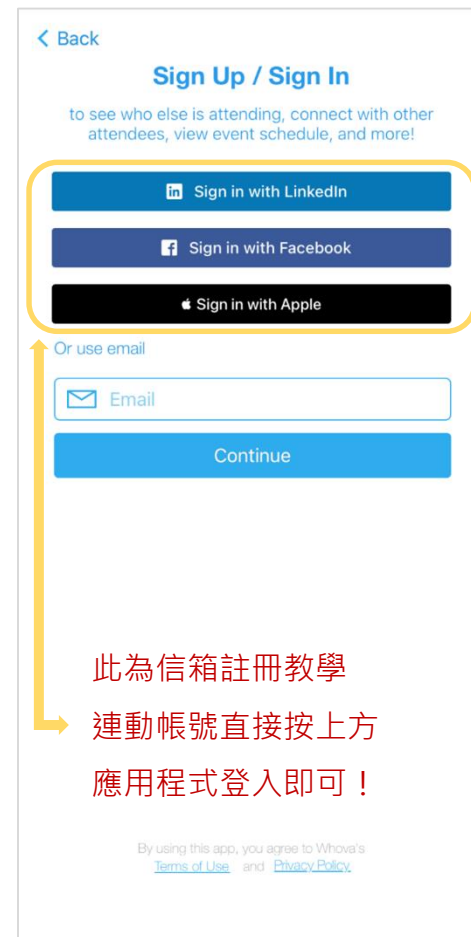
行動裝置 - 手機App版

02 打開應用程式並點選「Sign Up/In」



03

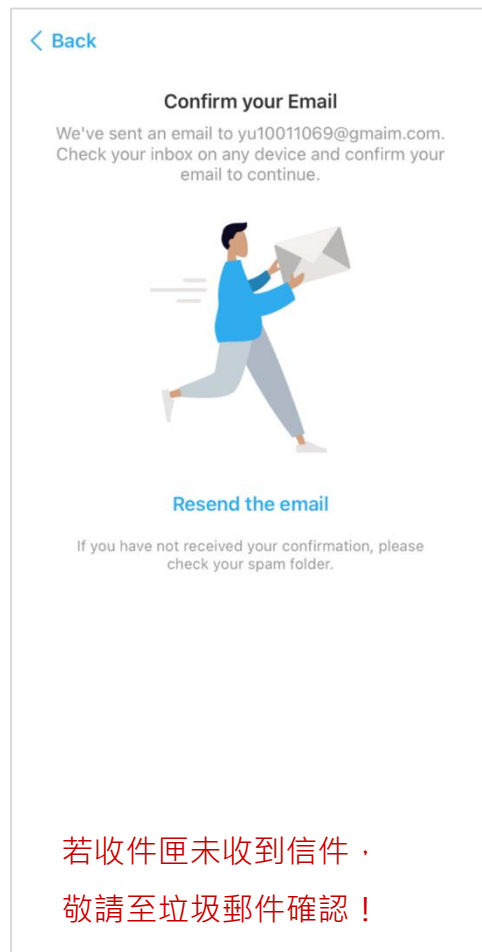
註冊帳號
輸入信箱
以其他應用程式登入



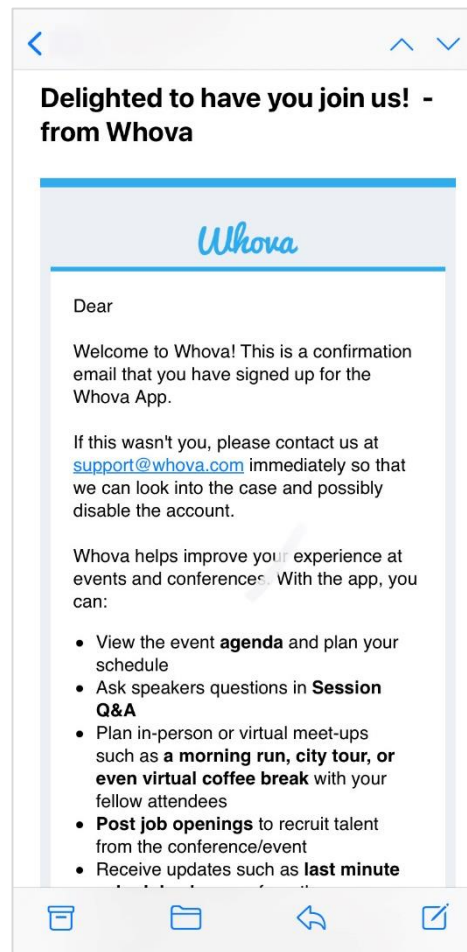
此為信箱註冊教學
連動帳號直接按上方
應用程式登入即可！

行動裝置 - 手機App版

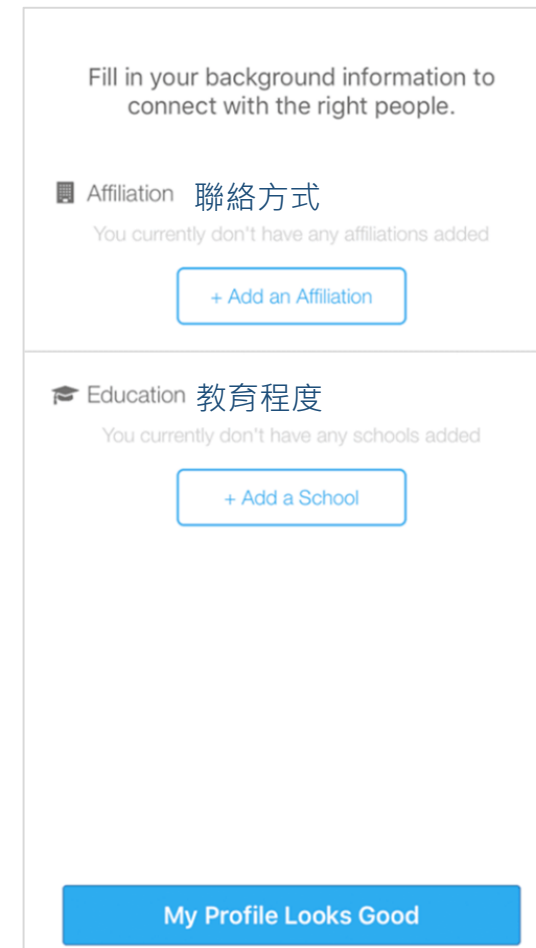
04 請至您的信箱收取驗證信



05 若您收到以下信件表示已註冊成功

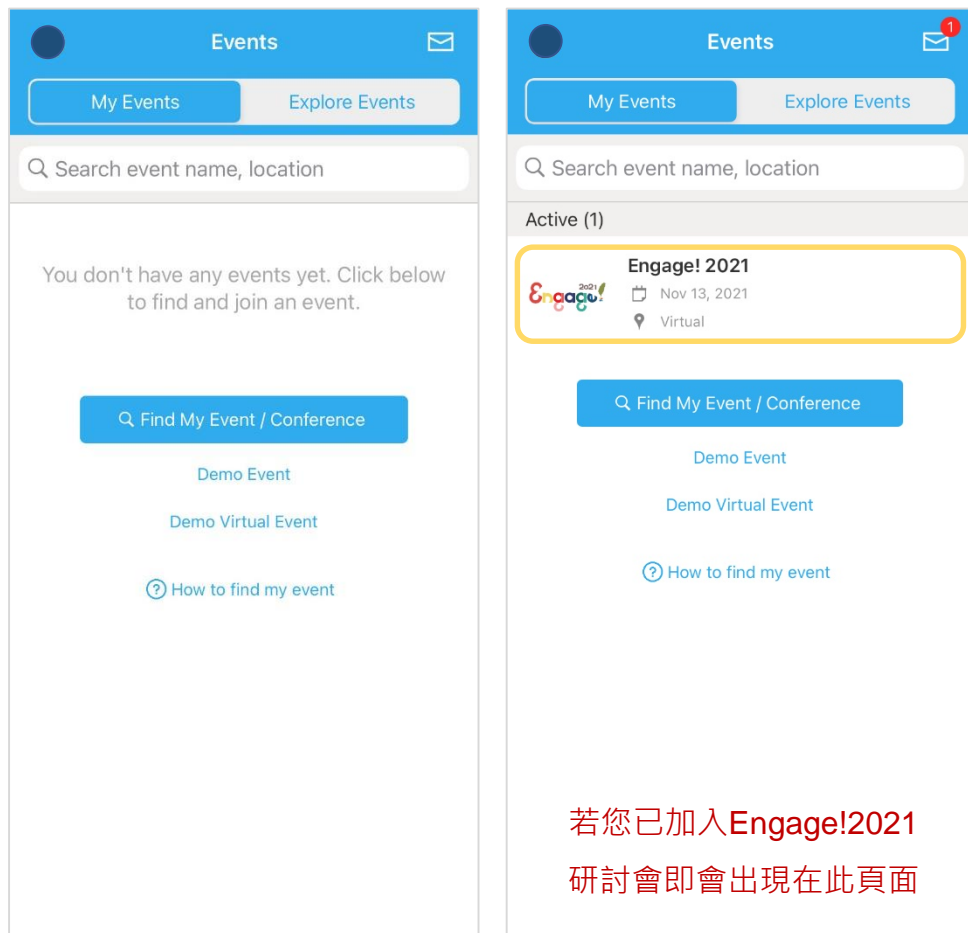


06 登入後您可自由選擇是否編輯自己的基本資料



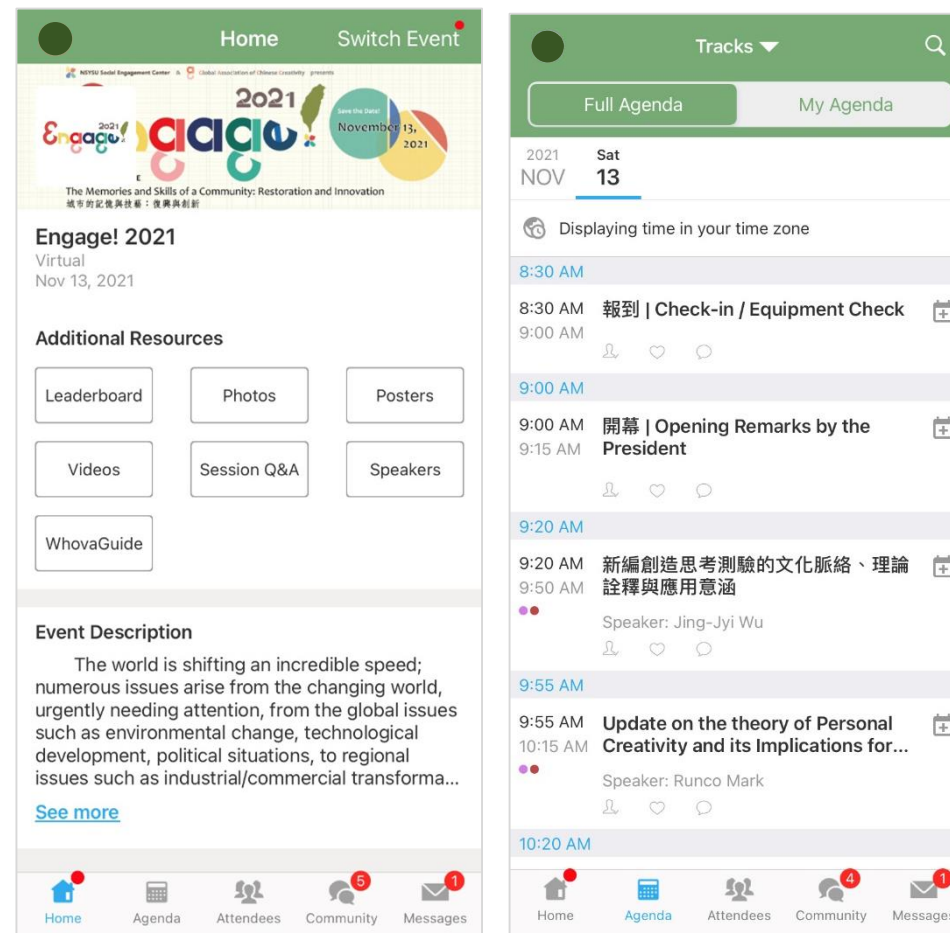
行動裝置 - 手機App版

07 直接搜尋「Engage!2021」



若您已加入Engage!2021
研討會即會出現在此頁面

08 若加入成功即會進到此頁面，您可自由瀏覽研討會資訊



主頁 議程 出席者 社群 訊息